

Tall Round Post w/Platform

Kitty Power Paws Model: # 7102

read first

REVIEW BEFORE ASSEMBLY

- **TOOLS:** Allen wrench is included.
No other tools are necessary.

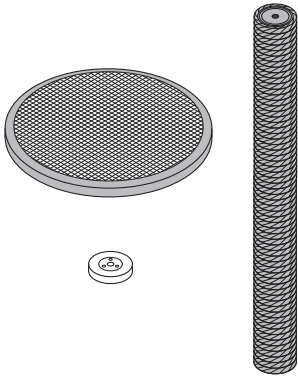
For assistance or replacement, please
contact Prevue:

TOLL-FREE 800.243.3624

ONLINE www.prevuepet.com


EMAIL customerservice@prevuepet.com

1 To begin, you will need
these pieces:

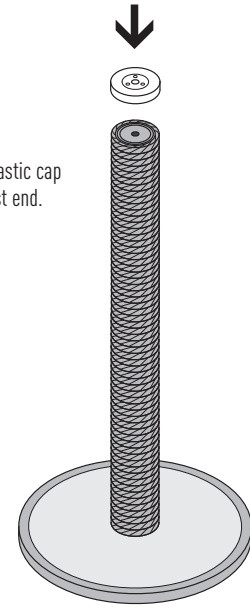


Build the post
UPSIDE-DOWN.

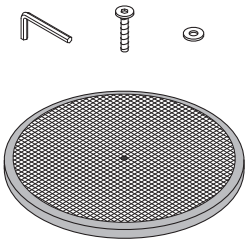
Tightly screw down
the main scratch post
(clockwise) onto the
smaller top platform.



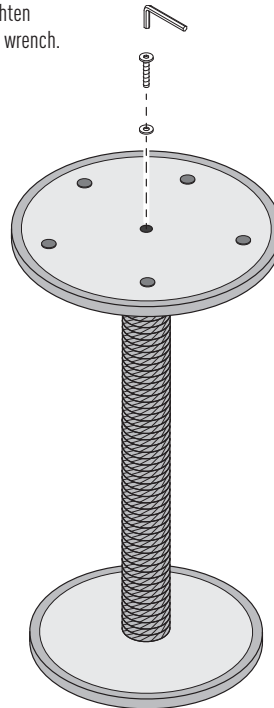
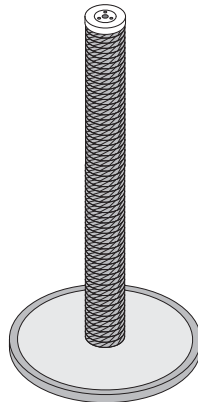
Set plastic cap
on post end.



2 To finish, you will need
these pieces:



With the cap in place, add the
base, washer, and screw. Tighten
down securely with the allen wrench.



Make sure all assembly points are
tight and stable. Flip the finished
unit upright for use.

