

Short Round Post w/Platform

Kitty Power Paws Model: # 7103

read first

REVIEW BEFORE ASSEMBLY

- **TOOLS:** Allen wrench is included.
No other tools are necessary.


For assistance or replacement, please
contact Prevue:

TOLL-FREE 800.243.3624

ONLINE www.prevuepet.com


EMAIL customerservice@prevuepet.com

1 To begin, you will need
these pieces:

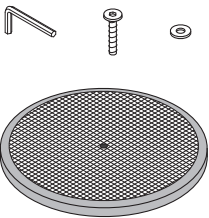


Build the post
UPSIDE-DOWN.

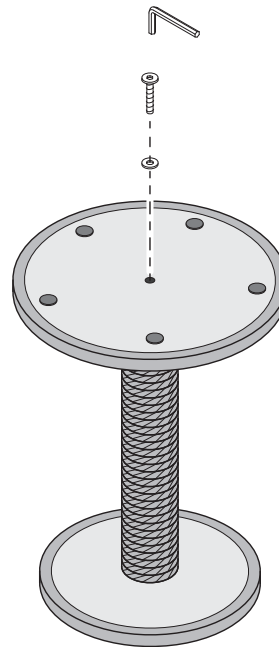
Tightly screw down
the main scratch post
(clockwise) onto the
smaller top platform.



2 To finish, you will need
these pieces:



Add the base, washer,
and screw. Tighten
down securely with
the allen wrench.



Make sure all
assembly points
are tight and stable.
Flip the finished
unit upright for use.

