

# Multi-platform Posts w/Tassels

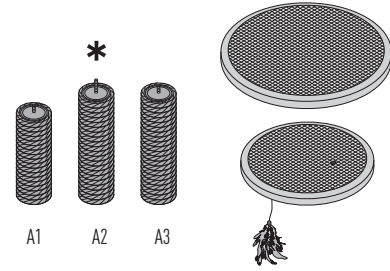
Kitty Power Paws Model: # 7150

## read first REVIEW BEFORE ASSEMBLY

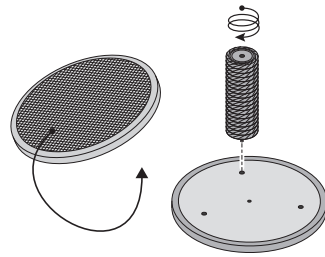
• **TOOLS:** Allen wrench is included. No other tools are necessary.

For assistance or replacement, please contact Prevue:  
**TOLL-FREE** 800.243.3624  
**ONLINE** [www.prevuepet.com](http://www.prevuepet.com)  
**EMAIL** [customerservice@prevuepet.com](mailto:customerservice@prevuepet.com)

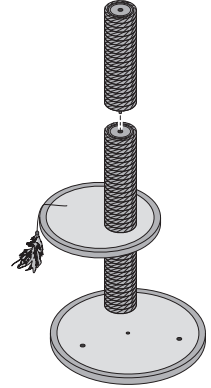
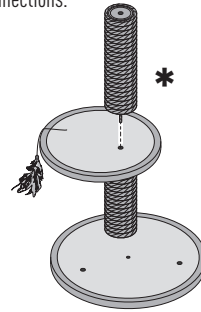
**1** To form **POST A**, you will need these pieces:



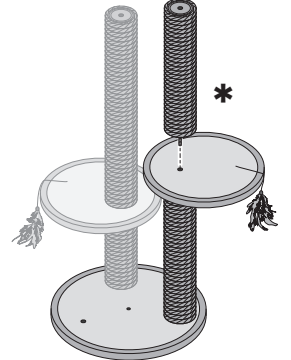

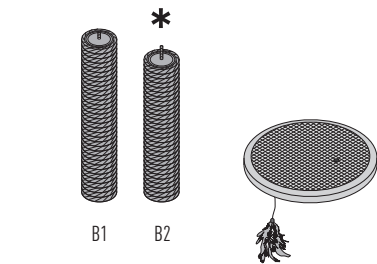
Build the tower **UPSIDE-DOWN**. Tightly screw down all posts (clockwise) to create a stable unit.



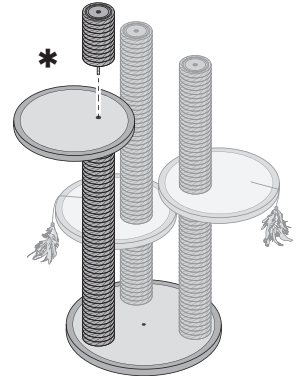
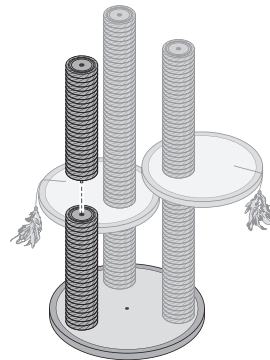
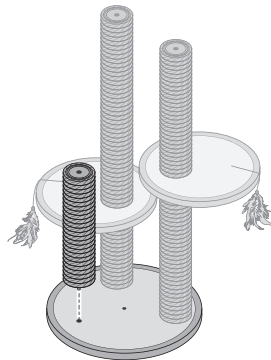
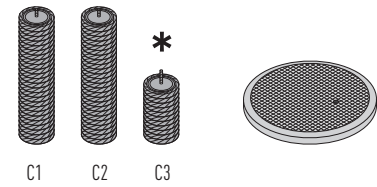
ALL LONG SCREW POSTS (\*) are for post-platform-post connections.



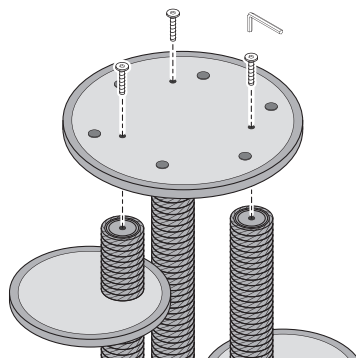
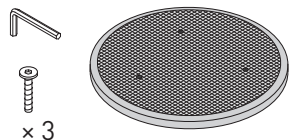
**2** To form **POST B**, you will need these pieces:



**3** To form **POST C**, you will need these pieces:



**4** To form the **BASE**, you will need these pieces:



**5** To finish, you will need the **TASSEL**:



Check and tighten down all posts to create a stable unit. Flip the entire unit right-side up and add the tassel.

